



MIO

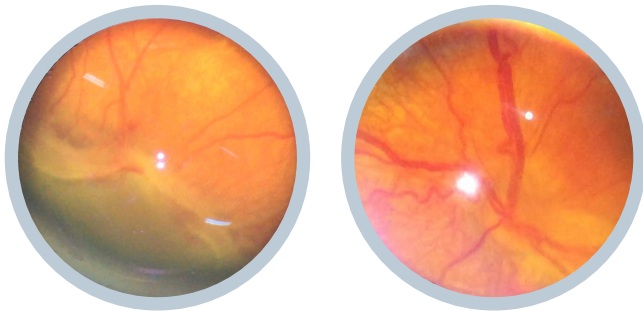
Fundus imaging unlike any other

**Keeler**  
— A world without vision loss —

# Affordable and accessible hands-free fundus imaging unlike any other

The MIO has been nurtured in close collaboration with our clinicians, initially focusing on solving the growing epidemic of Retinopathy of Prematurity by simplifying digital imaging and monitoring in a cost-effective solution.

The head-worn equipment consists of an articulated arm to mount a smartphone, from which a medically-trained professional can use the product to automatically capture fundus images during retinal examination through access to KineXis software embedded on the smartphone.



Captured image examples

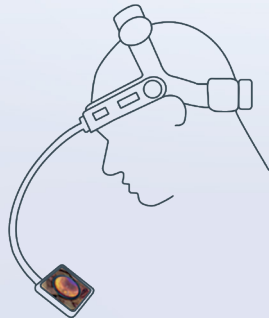
## Key features

- Adjustable, portable headmount for your smartphone
- Automatic fundus image capture through access to KineXis software
- Hands-free examination and imaging
- Lightweight and robust hardware for any environment
- Documentation of videos and images at the touch of a button

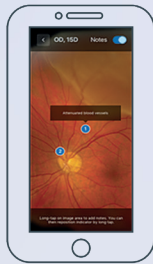
# The Keeler MIO

## How it works

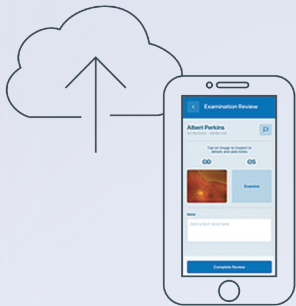
1 Attach your smartphone to the MIO



2 Save time with automatic image capture via KineXis



3 Document and securely share reports via password-protected PDF



Locking mechanism



## Specifications

### MIO System

TEMPERATURE LIMITS	Operation	+10°C to +35°C
	Storage	-10°C to +55°C
	Transport	-40°C to +70°C
HUMIDITY LIMITS	Operation	30% to 90%
	Storage	10% to 95%
	Transport	10% to 95%
PRESSURE LIMITS	Operation	800 to 1060hPa
	Storage	700 to 1060hPa
	Transport	500 to 1060hPa

### Operation

SOFTWARE	KineXis
iOS COMPATIBILITY	iOS 8 and up
IPHONE COMPATIBILITY	iPhone 6 and up

### Dimensions and Weight

DIMENSIONS	150 x 230 x 310mm (HxWxD)
WEIGHT	457g

### Classification and Safety Standards

CLASSIFICATION	FDA class 1 medical accessory
----------------	-------------------------------

## Part Numbers

### MIO

1205-P-2510	MIO with face shield and 1 year of KineXis Imager
-------------	---

### Accessories

2199-P-7136	Lens cloth
2415-P-7037	Instructions for use
EP79-21489	MIO universal adapter





## MIO Overview

The Keeler MIO is head-worn equipment that consists of an extended arm with a smartphone holder.

This is intended to mount the smartphone, with use of KineXis software to achieve hands-free operation.

This equipment is to be used only by a trained healthcare professional.

## What's in the box?

- MIO headset
- Instructions for use
- Access to 1 year of KineXis Imager
- Lens cloth
- Binocular Indirect face shield

### More Keeler Instruments

With over 100 years of industry experience, Keeler has become a household name among optometrists and ophthalmologists worldwide.

View our full range at

[www.keeler.co.uk](http://www.keeler.co.uk) | [www.keelerusa.com](http://www.keelerusa.com)

### Got a question? - Call us

UK: +44 (0)1753 857177 India: +91 99 3031 1090

USA: +1 800 523 5620 Brazil: +55 11 4302 6053

China: +86-18512119109

**Keeler**  
— A world without vision loss —



A **Halma** company

### Manufacturing address



Keeler USA | 3222 Phoenixville Pike | Building #50  
Malvern, PA 19355 | United States

